

[Find an energy certificate \(/\)](#)English | [Cymraeg](#)

Energy performance certificate (EPC)

58, Station Road PEMBROKE SA71 4AH	Energy rating E	Valid until: 26 July 2030
		Certificate number: 8210-7123-7800-5159-9222

Property type Mid-terrace bungalow

Total floor area 104 square metres

Rules on letting this property

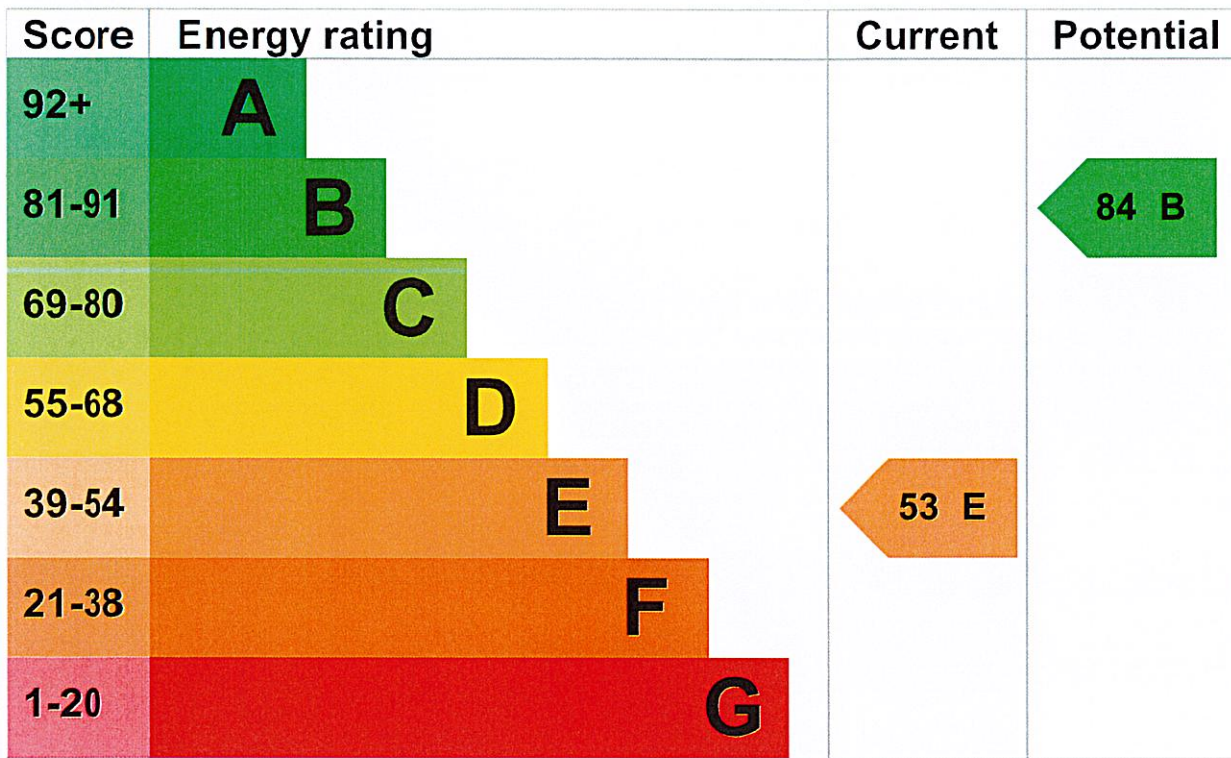
Properties can be let if they have an energy rating from A to E.

You can read [guidance for landlords on the regulations and exemptions \(https://www.gov.uk/guidance/domestic-private-rented-property-minimum-energy-efficiency-standard-landlord-guidance\)](https://www.gov.uk/guidance/domestic-private-rented-property-minimum-energy-efficiency-standard-landlord-guidance).

Energy rating and score

This property's energy rating is E. It has the potential to be B.

[See how to improve this property's energy efficiency.](#)



The graph shows this property's current and potential energy rating.

Properties get a rating from A (best) to G (worst) and a score. The better the rating and score, the lower your energy bills are likely to be.

For properties in England and Wales:

- the average energy rating is D
- the average energy score is 60

Breakdown of property's energy performance

Features in this property

Features get a rating from very good to very poor, based on how energy efficient they are. Ratings are not based on how well features work or their condition.

Assumed ratings are based on the property's age and type. They are used for features the assessor could not inspect.

Feature	Description	Rating
Wall	Sandstone or limestone, as built, no insulation (assumed)	Poor
Wall	Cavity wall, as built, partial insulation (assumed)	Average
Roof	Roof room(s), no insulation (assumed)	Very poor
Window	Fully double glazed	Average

Feature	Description	Rating
Main heating	Boiler and radiators, mains gas	Good
Main heating control	Programmer and room thermostat	Average
Hot water	From main system	Good
Lighting	Low energy lighting in 67% of fixed outlets	Good
Floor	Solid, no insulation (assumed)	N/A
Secondary heating	None	N/A

Primary energy use

The primary energy use for this property per year is 315 kilowatt hours per square metre (kWh/m²).

► [About primary energy use](#)

Additional information

Additional information about this property:

- Cavity fill is recommended
- Stone walls present, not insulated
- Dwelling may be exposed to wind-driven rain

How this affects your energy bills

An average household would need to spend **£1,216 per year on heating, hot water and lighting** in this property. These costs usually make up the majority of your energy bills.

You could **save £580 per year** if you complete the suggested steps for improving this property's energy rating.

This is **based on average costs in 2020** when this EPC was created. People living at the property may use different amounts of energy for heating, hot water and lighting.

Heating this property

Estimated energy needed in this property is:

- 20,358 kWh per year for heating
- 2,121 kWh per year for hot water

Impact on the environment

This property's environmental impact rating is E. It has the potential to be B.

Properties get a rating from A (best) to G (worst) on how much carbon dioxide (CO₂) they produce each year.

Carbon emissions

An average household produces	6 tonnes of CO ₂
--------------------------------------	-----------------------------

This property produces	5.8 tonnes of CO ₂
-------------------------------	-------------------------------

This property's potential production	1.6 tonnes of CO ₂
---	-------------------------------

You could improve this property's CO₂ emissions by making the suggested changes. This will help to protect the environment.

These ratings are based on assumptions about average occupancy and energy use. People living at the property may use different amounts of energy.

Steps you could take to save energy

► [Do I need to follow these steps in order?](#)

Step 1: Room-in-roof insulation

Typical installation cost £1,500 - £2,700

Typical yearly saving £386

Potential rating after completing step 1

68 D

Step 2: Cavity wall insulation

Typical installation cost £500 - £1,500

Typical yearly saving £55

Potential rating after completing steps 1 and 2

70 C

Step 3: Internal wall insulation

Typical installation cost £4,000 - £14,000

Typical yearly saving £46

Potential rating after completing steps 1 to 3

72 C

Step 4: Floor insulation (solid floor)


Typical installation cost £4,000 - £6,000

Typical yearly saving £40


Potential rating after completing steps 1 to 4

74 C


Step 5: Low energy lighting

Typical installation cost	£30
Typical yearly saving	£23
Potential rating after completing steps 1 to 5	

Step 6: Solar water heating

Typical installation cost	£4,000 - £6,000
Typical yearly saving	£30
Potential rating after completing steps 1 to 6	

Step 7: Solar photovoltaic panels, 2.5 kWp

Typical installation cost	£3,500 - £5,500
Typical yearly saving	£365
Potential rating after completing steps 1 to 7	

Advice on making energy saving improvements

[Get detailed recommendations and cost estimates](#)

[Speak to an advisor from Nest](#)

Help paying for energy saving improvements

You may be eligible for help with the cost of improvements:

- Free energy saving improvements: [Nest](#)
- Heat pumps and biomass boilers: [Boiler Upgrade Scheme](#)
- Help from your energy supplier: [Energy Company Obligation](#)

Who to contact about this certificate

Contacting the assessor

If you're unhappy about your property's energy assessment or certificate, you can complain to the assessor who created it.

Assessor's name	Stephen Knock
Telephone	01646 621888
Email	whosproperty@gmail.com

Contacting the accreditation scheme

If you're still unhappy after contacting the assessor, you should contact the assessor's accreditation scheme.

Accreditation scheme	Elmhurst Energy Systems Ltd
Assessor's ID	EES/021117
Telephone	01455 883 250
Email	enquiries@elmhurstenergy.co.uk

About this assessment

Assessor's declaration	No related party
Date of assessment	21 July 2020
Date of certificate	27 July 2020
Type of assessment	▶ RdSAP

Other certificates for this property

If you are aware of previous certificates for this property and they are not listed here, please contact us at mhclg.digital-services@communities.gov.uk or call our helpdesk on 020 3829 0748 (Monday to Friday, 9am to 5pm).

There are no related certificates for this property.



[Help \(/help\)](#) [Accessibility \(/accessibility-statement\)](#) [Cookies \(/cookies\)](#)

[Give feedback \(https://forms.office.com/e/KX25htGMX5\)](https://forms.office.com/e/KX25htGMX5)

[Service performance \(/service-performance\)](#)

OGI

All content is available under the [Open Government Licence v3.0 \(https://www.nationalarchives.gov.uk/doc/open-government-licence/version/3/\)](https://www.nationalarchives.gov.uk/doc/open-government-licence/version/3/), except where otherwise stated



© [Crown copyright \(https://www.nationalarchives.gov.uk/information-management/re-using-public-sector-information/uk-government-licensing-framework/crown-copyright/\)](https://www.nationalarchives.gov.uk/information-management/re-using-public-sector-information/uk-government-licensing-framework/crown-copyright/)